

## Model NH MAGNETIC TYPE NOZZLE HOLDER

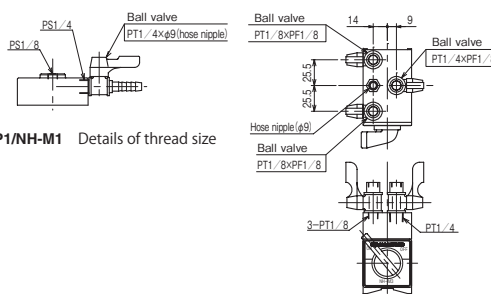



### [Application]

This holder is used to supply cutting fluid or air to machine tools. This can also be used to remove chips and particles produced during electric discharge machining by injecting cutting liquid.

### [Features]

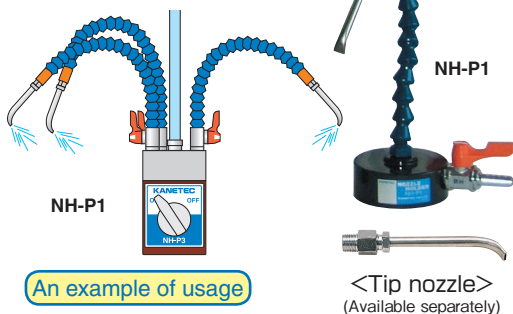
- Compared with conventional products, flexibility has been extremely improved. The flexible part can be bent freely. (NH-M1, M3)
- By employing a metallic flexible part, the holding posture is maintained stably even when releasing high pressure air or a large amount of cutting fluid. In addition, it is highly resistant to thermal damage by chips and its durability has been improved. (NH-M1, M3)
- The powerful magnet enables the holder to be mounted in any position easily.
- The nozzle tip can be positioned in any posture and at any angle.
- The holder is equipped with a valve to enable adjustment of the flow rate.
- The adjustable hose can be adjusted in length by removing or adding joints. (NH-P)
- The employment of a copper pipe flexible part has increased the holding power twice as large as the conventional model (NH-M1). The posture of the flexible part can be maintained even when releasing high pressure air. (NH-SH1)
- The flow rate can be adjusted at the nozzle tip. (NH-SH1)
- The flexible part can be mounted on a conventional magnet by using a screw conversion joint. (NH-SH1)



Model	Holding Power	Nominal Size	Inlet Dia.	Hose Length	No. of Outlets	Mass
NH-P1	245N (25kgf)	φ 70 (2.75) × 27 (1.06)	φ 9 (0.35)	390 (15.3)	1 pc	0.95kg/2.1 lb
NH-P3	490N (50kgf)	48 (1.89) × 73 (2.87) × 54 (2.12)		420 (16.5)	3 pcs	1.65kg/3.6 lb
NH-M1	245N (25kgf)	φ 70 (2.75) × 31 (1.22)		400 (15.7)	1 pc	0.9kg/1.9 lb
NH-M3	490N (50kgf)	48 (1.89) × 73 (2.87) × 54 (2.12)		400 (15.7)	3 pcs	1.9kg/4.1 lb
NH-SH1	245N (25kgf)	φ 70 (2.75) × 31 (1.22)		412 (16.2)	1 pc	1kg/2.2 lb

- ※Upper limit of pressure ... Adjustable hose (NH-P1, P3) : Air pressure 0.34 MPa, liquid pressure 0.2 MPa  
Metallic flexible hose (NH-M1, M3, SH1) : 0.6 MPa max. (Upper limit of flow rate: 10 liters/min. max. for NH-M1 & M3 and 3 liters/min. max. for NH-SH1) However, depending on releasing angles, the posture of the hose may be changed by a jetting pressure even when the air/liquid pressure is below the upper limit. In such a case, turn the valve to reduce the flow rate.
- ※The hose length includes the stainless steel nozzle part (NH-P: 70 mm) at the tip.
- ※The holding power is based on a test piece of SS400, 10 mm thick, ground surface.
- ※The magnet section of NH-M and NH-P is common. Therefore the upper section is interchangeable for mounting between NH-M and NH-P.
- ※The magnet section of NH-SH1 is common with NH-M1 and NH-P1 and therefore, the upper section is interchangeable for mounting. However, for installation of NH-SH1 flexible hose on NH-P1 and M1, a screw conversion joint needs to be procured separately.
- ※NH-M1, M3 flexible part dia.: φ11 mm, NH-SH1 flexible part dia.: φ9 mm
- ※Copper pipe is used for the NH-SH1 flexible part and therefore this model must not be used in liquids containing components that corrode copper.
- ※The NH-SH1 flexible part cannot be used in applications where it is bent more than 90 degrees or flexed repeatedly in the same point as such operations will damage the copper pipe.

Parts available individually



## Model MDR MAGNETIC DRESSER



### [Application]

A dressing tool for grinding wheels.

The dresser can be held firmly on a powerful magnetic holder base. Setting up is easy and reliable.

### [Features]

- The magnetic force can be turned on and off with the lever to facilitate mounting to and demounting from the machine table. (For setting on a magnetic chuck, power OFF the chuck and power ON this Dresser.)
- The dresser can be mounted at any angles.
- The dresser mounting clamp can be secured to either the side or the top of the magnetic holder base. (The photo shows the clamp mounted on the side.)

**Holding power**  
**800N**

Model	Holding Power	Dimensions			Dresser Shaft Dia.	Mass
		Width	Length	Height		
MDR-1C	800N (80kgf)	50 (1.96)	58.5 (2.30)	55 (2.16)	φ 11 (0.43) and φ 12 (0.47)	1.2kg/2.64 lb

ELECTROMAGNETIC CHUCKS  
CHUCK CONTROLLERS  
PERMANENT ELECTROMAGNETIC CHUCKS  
PERMANENT ELECTROMAGNETIC CHUCKS  
MAGNETIC CHUCKS  
BLOCKS FOR MC  
VACUUM CHUCKS  
PROMELTA\* SYSTEM  
SINE BAR CHUCKS  
BLOCKS HOLDERS, MINI CHUCKS  
HOLDING TOOLS  
MEASURING TOOL HOLDERS  
MAGNETIC HOLDERS  
MAGNETIC TOOLS