

How to Demagnetize and Precautions for Use Caution: High temperature

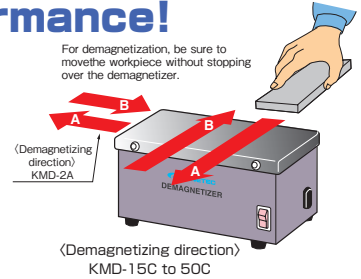
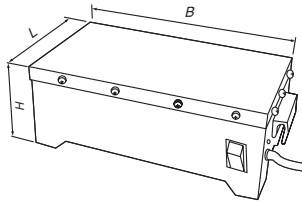
- Be sure to observe the working rate.
 - Move a workpiece over the demagnetizing surface slowly in the direction of A-B. Note that the workpiece must be moved more than 20 cm away from the end of the demagnetizer to be demagnetized effectively. (Table type)
 - When the tunnel type demagnetizer is used, pass the workpiece through the tunnel.
 - The recommended time for passing the workpiece is about 5 seconds. (Recommended speed: 3 to 5 m/min)
 - Some demagnetizers may be heated to very high temperature due to electromagnetic induction action. Exercise caution when handling them.
 - If there is any other metal near the demagnetizer, it may also be heated. Keep such metal at least 5 cm away from the demagnetizing surface, and approx. 30 cm or more away when the tunnel type demagnetizer is used. However, if such separation is not possible, use plastics or nonmagnetic materials such as SUS304 for peripheral machinery.
 - The strong magnetic field produced by the demagnetizer may cause the CRT of computer and NC units to flicker. It will not adversely affect the operation of these equipment, but if it causes a recognition problem, such measures must be taken as keeping the CRT away from the demagnetizer or installing a magnetic shield on the CRT side.
 - The demagnetizers have large inductance and low power factor. Take influence on the power source into consideration.
 - The standard models cannot be used on 220 VAC, 50 Hz. For such application, please contact us.
 - The demagnetization effect varies largely depending the conditions of workpieces. In particular, some materials are very difficult to demagnetize depending on the condition of heat treatment.
 - If you send samples of workpieces, we will check the demagnetization effect for you.
- * Also see the Facsimile Communication Form (Selection Data) on page 174.

Model **KMD** TABLE TYPE DEMAGNETIZER

Compact but improved demagnetizing performance!



KMD-2A



[Application]

These demagnetizers produce an alternating magnetic field on the surface by use of an AC power source, through which workpieces are passed to remove the magnetism remaining on their surface.

[Features]

- Thick workpieces can be demagnetized effectively by moving both the face and the back over the demagnetizer.
- These demagnetizers have good heat radiation and can withstand continuous power-on condition.
- These demagnetizers are very powerful and can demagnetize steel materials that have properties similar to magnetic steel and have large magnetism holding power such as high-speed steel, bearing steel, nickel-chrome steel, spring steel, die steel, etc. that are usually difficult to demagnetize. (KMD-2A, KMD-30C to 50C)


■ If you plan to install the demagnetizer in the vertical direction or opposite direction, please contact us. [mm (in)]

Model	Power Source	Power Capacity (Current)	Working Rate	Effective Demag. Width	Dimensions			Mass
					B	L	H	
KMD-2A	3-phase 200 VAC, 50/60 Hz	2kVA (5.8A)	100%ED	160 (6.29)	453 (17.8)	245 (9.64)	140 (5.51)	30kg/66 lb
KMD-15C	Single-phase 100 VAC, 50/60 Hz	140VA (1.4A)		80 (3.15)	150 (5.90)	120 (4.72)	80 (3.15)	5kg/11 lb
KMD-20C		300VA (3.0A)		130 (5.11)	200 (7.87)			7kg/15 lb
KMD-30C	Single-phase 200 VAC, 50/60Hz	0.74kVA (3.7A)		180 (7.08)	300 (11.8)	200 (7.87)	120 (4.72)	19kg/41 lb
KMD-40C		1.04kVA (5.2A)		280 (11.0)	400 (15.7)			29kg/63 lb
KMD-50C		1.28kVA (6.4A)		380 (14.9)	500 (19.6)			37kg/81 lb

*Cable, 2 m, included. *KMD-15C/20C come with a ground plug. *A different-voltage type (special type) is also available.

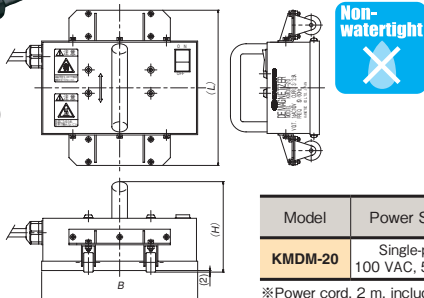
Model **KMDM** WHEELED MOBILE DEMAGNETIZER

Mobile demagnetizer to easily demagnetize large steel plates!



KMDM-20

An example of usage on large steel plate



[Application]

Suitable for demagnetizing large steel plates that are difficult to move.

[Features]

- This is a demagnetizer that is moved instead of moving a workpiece. Therefore, the entire steel plate can be demagnetized.
- This demagnetizer is equipped with wheels and grip to ensure smooth movement over steel plate.

Model	Power Source	Power Capacity	Working Rate	Effective Demag. Width	Dimensions	Mass
KMDM-20	Single-phase 100 VAC, 50/60 Hz	300/250VA (3A/2.5A) (50/60Hz)	100%ED	130 (5.11)	B200 (7.87) × L199 (7.83) × H116 (4.56)	7kg/15.4 lb

*Power cord, 2 m, included. *The power plug is of tracking resistance type.

Model **KMD-K** POWERFUL TABLE TYPE DEMAGNETIZER



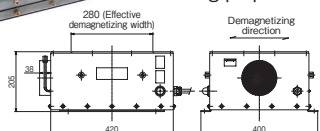
KMD-K1

[Application]

This demagnetizer produces an alternating magnetic field on the surface by use of an AC power source, through which workpieces are passed to remove the magnetism remaining on their surface.

[Features]

- The large demagnetizing core produces a strong magnetic field, which makes this model work well on workpieces having properties and shapes that are difficult to demagnetize with the conventional table type.



Model	Power Source	Power Capacity	Working Rate	Effective Demag. Width	Dimensions			Mass
					W	L	H	
KMD-K1	Single-phase 200 VAC, 50/60 Hz	4.8/4.0kVA (24A/20A) (50/60Hz)	100% ED (when fan running)	280 (11.0)	420 (16.5)	400 (15.7)	205 (8.07)	80kg/176 lb

*Cable 2 m included. *This demagnetizer is not equipped with an ON/OFF switch.

MAGNETIC TOOLS & EQUIPMENT : FOR MEDICAL OPERATION
 LIFTING MAGNET
 MAGBORG
 MAGNETIC EQUIPMENT : CHIP & SLUDGE CONVEYANCE EQUIPMENT
 ENVIRONMENTAL : EQUIPMENT
 MAGNETIZER AND DEMAGNETIZER
 MAGNETIC EQUIPMENT : FOR CONVEYANCE
 MAGNETIC SEPARATORS
 POWERFUL MAGNETIC : SEPARATORS
 MEASURING : TOOLS
 INSTRUMENTS : TOOLS
 MAGNETIC MATERIALS