

BMR with casing

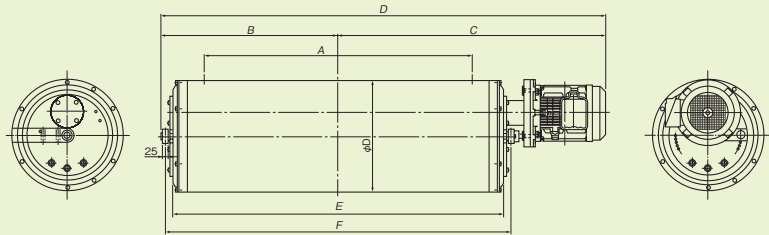
[mm (in)]

Model	Dimensions						Rotation Motor	Conveyor Motor	Feeder Motor	Mass
	W <sub>1</sub>	W <sub>2</sub>	W <sub>3</sub>	L	H	φD				
BMR-C350A	450 (17.7)	500 (19.6)	1420 (55.9)	4120 (162)	1400 (55.1)	φ352 (13.8)	2.2kW	1.5kW	0.5kW × 2	2000kg/4409 lb
BMR-C375A	700 (27.5)	750 (29.5)	1670 (65.7)	4270 (168)						2350kg/5180 lb
BMR-C3100A	950 (37.4)	1000 (39.4)	1920 (75.5)	4440 (174)						2850kg/6283 lb
BMR-C50A	450 (17.7)	500 (19.6)	1485 (58.4)	4375 (172)						2400kg/5292 lb
BMR-C75A	700 (27.5)	750 (29.5)	1735 (68.3)	4525 (178)	1760 (69.2)	φ494 (19.4)	3.7kW	2.2kW	2800kg/6174 lb	
BMR-C100A	950 (37.4)	1000 (39.4)	1000 (39.4)	5445 (214)					3400kg/7497 lb	
BMR-C125A	1200 (47.2)	1250 (49.2)	1250 (49.2)	5410 (212)					4100kg/9040 lb	
BMR-C150A	1450 (57.0)	1500 (59.0)	1500 (59.0)	5435 (213)					4300kg/9481 lb	

Magnetic rotating units are available individually!  
Magnets in existing lines may be replaced for upgrading!



BMR-5050A



<BMR rotating unit>

BMR rotating unit only

[mm (in)]


Model	Drive Motor	Dimensions						φD	Mass	Standard Accessory
		A	B	C	D	E	F			
BMR-3550A	2.2kW	500 (19.6)	482 (18.9)	805 (31.6)	1287 (50.6)	770 (30.3)	842 (33.1)	φ352 (13.8)	Approx. 220kg/ 485 lb	<ul style="list-style-type: none"> <li>•Motor</li> <li>•Coupling</li> <li>•Mounting bracket</li> </ul>
BMR-3575A		750 (29.5)	607 (23.8)	930 (36.6)	1537 (60.5)	1020 (40.1)	1092 (42.9)		Approx. 260kg/ 573 lb	
BMR-35100A		1000 (39.4)	732 (28.8)	1055 (41.5)	1787 (70.3)	1270 (50.0)	1342 (52.8)		Approx. 300kg/ 661 lb	
BMR-5050A	3.7kW	500 (19.6)	453 (17.8)	823 (32.4)	1276 (50.2)	795 (31.2)	867 (34.1)	φ494 (19.4)	Approx. 500kg/1102 lb	
BMR-5075A		750 (29.5)	578 (22.7)	974 (38.3)	1552 (61.1)	1045 (41.1)	1117 (43.9)		Approx. 650kg/1433 lb	
BMR-50100A		1000 (39.4)	703 (27.6)	1099 (43.2)	1802 (70.9)	1295 (50.9)	1367 (53.8)		Approx. 800kg/1763 lb	
BMR-50125A	5.5kW	1250 (49.2)	828 (32.5)	1253 (49.3)	2081 (81.9)	1545 (60.8)	1617 (63.6)	φ494 (19.4)	Approx. 970kg/2138 lb	
BMR-50150A		1500 (59.0)	953 (37.5)	1374 (54.0)	2326 (91.5)	1795 (70.6)	1867 (73.5)		Approx. 1120kg/2469 lb	

A type (concentric type) dedicated to collection of aluminum cans available also!

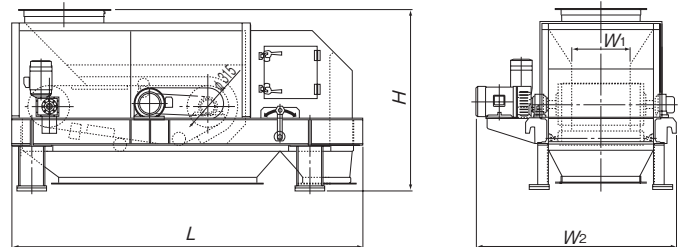


Most suitable for collect cylindrical cans.

MES-J



MES-J345-S Special specification



<External view of aluminum separator>

Types dedicated to collection of aluminum cans

[mm (in)]

Model	Dimensions				Rotation Motor	Conveyor Motor	Mass
	W <sub>1</sub>	W <sub>2</sub>	L	H			
MES-J345A	450 (17.7)	1510 (59.4)	2650 (104)	1375 (54.1)	3.7kW	1.5kW	1300kg/2866 lb
MES-J360A	600 (23.6)	1660 (65.3)			1450kg/3197 lb		
MES-J390A	900 (35.4)	2010 (79.1)			1700kg/3748 lb		

MAGNETIC TOOLS & EQUIPMENT FOR MEDICAL OPERATION  
LIFTING MAGNET  
MAGBORE  
MAGNETIC EQUIPMENT FOR CONVEYANCE  
CHIP & SLUDGE CONVEYANCE EQUIPMENT  
ENVIRONMENTAL EQUIPMENT  
MAGNETIZER AND DEMAGNETIZER  
MAGNETIC EQUIPMENT FOR CONVEYANCE  
MAGNETIC SEPARATORS  
POWERFUL MAGNETIC SEPARATORS  
MEASURING TOOLS  
MEASURING INSTRUMENTS  
MAGNETIC MATERIALS