

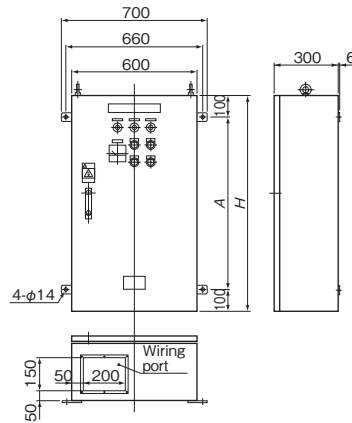
Model **BSTR** CONTROL UNIT

Indoor type

A new compact type; one third of the volume of the conventional unit! Space saving and wall mountable!



BSTR-90I



Model	Power Source	Electromagnet Output	Drive Motor Output	Dimensions [mm (in.)]		Construction	Mass
				H	A		
BSTR-65I		90 VDC 1.5kW	200VAC1.5kW	1000 (39.4)	800 (31.5)	*2 Indoor, dustproof, wall mounttype	Approx. 70 kg/154 lb
BSTR-80I		90 VDC 2.4kW					
BSTR-90I		90 VDC 3.1kW					
BSTR-100I		180 VDC 4.0kW					
BSTR-105I		180 VDC 4.7kW					
BSTR-115I	*1 200 VAC 50/60Hz 3φ	180 VDC 5.2kW					
BSTR-120I		270 VDC 5.6kW					
BSTR-130I		270 VDC 6.6kW					
BSTR-140I		270 VDC 7.5kW					
BSTR-150I		270 VDC 8.7kW					
BSTR-170I		180 VDC 10.4kW	200VAC5.5kW	1200 (47.2)	1000 (39.4)		Approx. 90kg/198 lb

*1: A power source of 220 VAC, 60 Hz, 3 φ can also be used.
*2: The outdoor type has partially different specifications.

Exchanging of electromagnet cooling oil
Models and required amount of oil

Model	Amount(L)	Model	Amount(L)	Model	Amount(L)
BST- 65B	80	BST-105B	225	BST-140B	385
BST- 80B	100	BST-115B	265	BST- 150B	450
BST- 90B	120	BST- 120B	345	BST- 170B	570
BST-100B	235	BST- 130B	415		

*Exchange oil once every five years. (The frequency varies slightly depending on models and run hours.)
As for special models, the amount depends on sizes of electromagnets. (Increased)

Types of cooling oil
(JIS C2320 Electrical Insulating Oils Type 1, No. 2, No. 4)

*The values are JIS Standard values.

Manufacture (Brand)	Property	Total Acid Number (mgKOH/g)	Flashing Point (PM) °C	Specific Gravity 15/4°C	Breakdown Voltage (KV)
Idemitsu Kosan (Transformer Oil G)	0.02 max.	130 min.	0.91 max.	30 min.	
Showa Shell Sekiyu (Shell Transformer Oil A)					
JX Nippon Oil & Energy Corp. (High Voltage Insulating Oil K)					

*Cooling oil used by KANETEC: Idemitsu Kosan Transformer Oil G

*By using a cooling oil having a high flashing point, it is possible to offer a product that is excluded from the dangerous goods stipulated in the Fire Services Act in Japan.

Model **SPM** SUSPENDED PERMANENT MAGNETIC SEPARATOR

Fully automatic discharge type


Environmentally friendly

Removing iron in wood-processing plants for biomass power generation also!

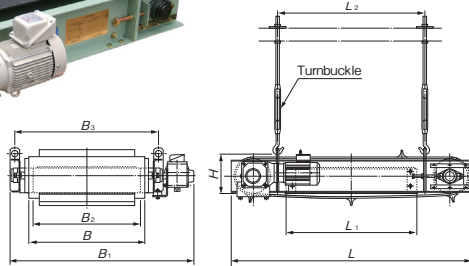


All models employ the IE3 motors!

The top runner motors in compliance with the Energy Conservation Act in Japan are used. (Power consumption 0.75 kW or over)



SPM-60FA



*The shape of the suspending bracket is different among SPM-100FA, 120FA, 65120A - 65160A.

The suspended permanent magnetic separator employs a fully automatic discharge system by using a powerful permanent magnet. The operating method is similar to that of the suspended electromagnetic separator. This model is suitable for removing iron from relatively thin layer of materials on a belt conveyor.

[Application]

Suitable for removing iron from raw materials used in the food industry, chemical industry and various other industries, and can also be installed in wastes sorting systems to remove iron. This model is also suitable for removing iron in operations of industrial wastes sorting systems.

[Features]

- Permanent magnet type, requiring no DC power source.
- Simple but robust construction for easy maintenance.
- The weather resistant construction allows this separator to be easily installed on existing outdoor conveyors.
- The permanent magnet system requires minimal maintenance cost.
- Usable for wide-belt conveyors and special designs of interface of discharge chutes. (Long type SPM-65120A - 65160A)
- A powerful type is also available.
- An overhead pulley suspension (parallel suspension) type is also available. (Special fabrication)
- An optional intrusion preventing plate is also available.
- The motor breaker is optionally available for simple motor ON/OFF operation and prevention of burn due to motor overloading. (The breaker is available individually.)

Model	Conveyor Belt Width ^(*)		Conveyor Installation Length	Belt Width B	Overall Dimensions				Magnet Size		Power Consumption Drive motor	Mass	
	Cross suspension	Parallel suspension ^(**)			L	B ₁	H	L ₂	B ₃	L ₁			B ₂
SPM-30F	- 400(15.7)	-	90(3.54)-130(5.11)	300(11.8)	1000(39.4)	677(36.6)	248(9.76)	440(17.3)	470(18.5)	400(15.7)	250(9.84)	0.4 kW	170kg/ 374lb
SPM-40F	300(11.8)- 500(19.6)	- 350(13.7)	100(3.93)-150(5.90)	400(15.7)	1100(43.3)	777(30.6)		540(21.2)	570(22.4)	500(19.6)	350(13.7)		270kg/ 595lb
SPM-60FA	500(19.6)- 650(25.5)	300(11.8)- 450(17.7)	150(5.90)-200(7.87)	600(23.6)	1270(50.0)	1015(39.9)	242(9.52)	700(27.5)	770(30.3)	650(25.5)	490(19.2)	0.75kW	390kg/ 859lb
SPM-80FA	650(25.5)- 800(31.5)	500(19.6)- 650(25.5)		700(27.5)	1470(57.8)	1115(43.9)		900(35.4)	870(34.2)	800(31.5)	650(25.5)		610kg/1344lb
SPM-100FA	800(31.5)-1000(39.4)	650(25.5)- 800(31.5)	200(7.87) -250(9.84)	900(35.4)	1900(74.8)	1435(56.5)	312(12.2)	1100(43.3)	1170(46.0)	1000(39.4)	800(31.5)	1.5 kW	1150kg/2535lb
SPM-120FA	1100(43.3)-1300(51.1)	800(31.5)- 950(37.4)		1050(41.3)	2200(86.6)	1605(63.1)		1400(55.1)	1320(51.9)	1300(51.1)	950(37.4)		1600kg/3527lb
SPM-65120A	-1050(41.3)	-		700(27.5)	1870(73.6)	1147(45.1)	258(10.1)	1000(39.4)	1200(47.2)	1400(55.1)	650(25.5)	0.75kW	880kg/1940lb
SPM-65140A	-1200(47.2)	-			2070(81.5)			1200(47.2)	890(35.0)	1400(55.1)	990kg/2182lb		
SPM-65160A	-1400(55.1)	-			2270(89.3)		1400(55.1)	1600(62.9)		1100kg/2425lb			

*The outdoor specification is the standard.

(*)1) The belt conveyor width for each model is for reference only. As the model to be selected can be different depending on the flow width and volume of objects to process, please consult with us.
(**)2) The parallel suspension specification is optional.

MAGNETIC TOOL & EQUIPMENT FOR FEEDING OPERATION
LIFTING MAGNET
MAGBORE*
MAGNETIC EQUIPMENT FOR CONVEYANCE EQUIPMENT
CHIP & SLUDGE CONVEYANCE EQUIPMENT
ENVIRONMENTAL EQUIPMENT
MAGNETIZER AND DEMAGNETIZER
MAGNETIC EQUIPMENT FOR CONVEYANCE
MAGNETIC SEPARATORS
POWERFUL MAGNETIC SEPARATORS
MEASURING INSTRUMENTS TOOLS
MAGNETIC MATERIALS